

## TEACHER'S INSTRUCTION SHEET

### 1. Monday - ID Cards

In this task, students will design their own ID card. Please explain to your students that all college students have ID cards which provide details such as their name, course and student number. Also, please explain that these ID cards allow students the ability to access areas within the college, such as the library. Give each student one of the ID cards on Template 1. They should draw a picture of themselves in the box on the right hand corner, draw a College crest (see the images provided for assistance) in the box on the left hand corner and fill in their details, making up a course and ID number. If resources allow, you may want to laminate these ID cards for greater effect and use them as part of your presentation on Friday.

### 2. Tuesday - Dream Job and Dream Job Bubble

For this task, ask the students to fill in the attached dream job worksheet and follow the Dream Job Bubble instructions below.


You will need:

- Template 2
- Safety scissors
- String/wool/ribbon
- Art and crafts material to decorate eg. Markers, pencils, glitter etc.

Instructions:

- Using Template 2, give each of the students a bubble.
- Tell the students to write down their dream job on one side of the bubble.
- On the other side of the bubble they should draw a picture of themselves at work.
- Thread a piece of string, wool or ribbon through the hole at the top of the dream bubble.
- Using arts and crafts materials decorate both sides of the dream bubble.

**Note:** You can use all of the students dream bubbles to create a class tree of dreams.



## TEACHER'S INSTRUCTION SHEET (CONTINUED)

### 3. Wednesday - Art Activity

You have the option of doing one of two different art activities. The first option is to make a graduation hat, and the second is to transform the classroom to look like a college campus.

#### A. Graduation hat

You will need:

- 2 pieces of card/ thick paper per child (any colour)
- 12cm piece of string/wool or ribbon for the tassel
- Safety scissors
- Sellotape

Instructions:

- Cut the first sheet of card lengthwise in half. Tape the ends together to fit around your head (this is the band that sits on their head).
- Trim down the second sheet of paper to make a perfect square (this is the top).
- Poke a hole in the centre of the square piece of paper. Thread the yarn through the hole and tape the end to the other side.
- Use tape to connect the paper band to the square. You can tape on both the inside and outside of the band. Voila! You have yourself a graduation hat!

Feel free to wear your graduation hats to a graduation ceremony which your school or local college will host at the end of the week!

#### B. Transforming the classroom

Another activity that you can do with your students is to transform your classroom into a college campus. For example, you could decorate different areas of the classroom to be a lecture theatre, a sports pitch, a canteen, library, or a science lab. Attached is a map of the Trinity College Campus as a guide to help you. Online maps of all other campuses in Ireland are also available.


### 4. Thursday – Prospectus/ Course Catalogue

For this task break the students up into smaller groups depending on how many prospectuses you have. Most college catalogues are available online, as well. Ask the students to fill in the attached research college worksheet.

#### 5. Extra Activities: (For you to do if you have time!)

**Word search:** Ask the students to complete the word search activity worksheet.

**Dictionary Activity:** The dictionary contains different words that students will encounter during their college experience. Ask your students to match the provided words with the correct pictures and their meanings.



## TEACHER'S INSTRUCTION SHEET (CONTINUED)

# Dream Job



Have you started to think about your future career?  
What would you like to work as when you get older?  
In this task you need to write down your dream job  
and complete the questions in the activity table below

My dream job is

1. What kind of course do you think you would need to do for this job?

.....

.....

2. Where would you work?


.....

.....


3. What kind of skills do you think you would need for this job?

.....

.....



## TEACHER'S INSTRUCTION SHEET (CONTINUED)



This dictionary contains some of the main words you will need to know to complete your college adventure. See if you can match all the words with their pictures and the meanings.

Degree

Lecture

Research

Society

Prospectus

Arts

Science

Campus



A study of the natural world.

A book published by the college with all the information about courses.

All the buildings belonging to the college.


A group of subjects. E.g. History, English, Politics.

This involves collecting information from books and the internet.

A type of lesson students have at college

The certificate students receive when they complete their studies

A college club where students can meet people with similar interests



## TEACHER'S INSTRUCTION SHEET (CONTINUED)


### Search letters

B	E	Y	O	J	S	B	O	I	I	E	N	Y	N	E	J
A	A	M	N	U	O	C	W	F	M	Y	M	E	F	N	G
E	H	F	P	L	Y	M	I	A	T	Q	A	S	S	M	H
C	C	M	C	M	E	W	O	E	H	N	H	E	E	E	F
R	A	N	C	H	P	I	I	N	N	C	R	D	L	O	N
C	O	N	Z	Y	R	C	F	Z	R	C	S	E	R	X	C
C	O	M	G	M	O	K	H	A	J	A	E	G	P	O	E
N	Q	L	R	S	S	T	E	N	T	J	E	R	L	J	N
Q	E	R	N	S	P	S	T	E	C	U	N	E	S	V	Q
C	E	I	A	L	E	A	R	N	I	N	G	E	A	C	N
T	S	K	S	R	C	U	K	O	I	E	J	T	S	O	M
S	M	I	E	N	T	O	N	H	L	D	I	S	A	C	B
K	E	G	P	C	U	S	U	L	I	T	Y	S	S	O	T
N	E	F	E	Z	S	O	O	R	A	I	D	G	Y	S	S
G	E	L	Q	R	Y	C	J	E	S	F	L	Q	P	E	S
S	Y	O	N	I	A	E	G	S	L	E	O	H	E	M	N

Find the following hidden words:

Campus, lecture, research, degree,  
society, you, course, college,  
prospectus, arts, science, learning.





## TEACHER'S INSTRUCTION SHEET (CONTINUED)

### Research College



**Look at a College Prospectus and see if you can answer the questions below**

1. Find one course that you're interested in

.....

.....

2. Entry requirements? (What subjects do you need)

.....

.....

3. How long does the course last?

.....

.....

4. List two jobs that you could do after doing the course (career opportunities)


.....


.....



## TEACHER'S INSTRUCTION SHEET (CONTINUED)

### Template 2: Dream Bubble






## TEACHER'S INSTRUCTION SHEET (CONTINUED)







## TEACHER'S INSTRUCTION SHEET (CONTINUED)

### College Crests



**UNIVERSITY of LIMERICK**  
OLLSCOIL LUIMNIGH



**Trinity College Dublin**  
The University of Dublin



**NUI Galway**  
OÉ Gaillimh



**Maynooth University**  
National University of Ireland Maynooth



**UCC**  
University College Cork, Ireland  
Coláiste na hOllscoile Corcaigh

**T DUBLIN**  
OLLSCOIL TEICNEOLAÍOCHTA  
BHAILE ÁTHA CLIATH  
TECHNOLOGICAL  
UNIVERSITY DUBLIN



**SE TU**  
Ollscoil Teicneolaíochta an Oirdheiscirt  
South East Technological University



**CARLOW COLLEGE**  
ST. PATRICK'S




**St. Angela's College, Sligo**  
Coláiste San Aingeal, Sligeach  
A College of NUI Galway



**MTU**  
Ollscoil Teicneolaíochta na Mumhan  
Munster Technological University

INSTITIÚID OIDEACHAIS  
**MARINO**  
INSTITUTE OF EDUCATION

An Associated College of  
Trinity College Dublin, the University of Dublin



## TEACHER'S INSTRUCTION SHEET (CONTINUED)

### College Crests




National College of Art and Design  
*A Recognised College of University College Dublin*



Royal College of Surgeons in Ireland  
*Coláiste Ríoga na Máinleá in Éirinn*





## TEACHER'S INSTRUCTION SHEET (CONTINUED)

### Useful websites:

#### Leinster

[www.maynoothuniversity.ie](http://www.maynoothuniversity.ie) (National University of Ireland, Maynooth)  
[www.maynoothcollege.ie](http://www.maynoothcollege.ie) (Pontifical University, Maynooth)  
[www.ucd.ie](http://www.ucd.ie) (University College, Dublin)  
[www.tcd.ie](http://www.tcd.ie) (Trinity College, Dublin)  
[www.rcsi.ie](http://www.rcsi.ie) (Royal College of Surgeons in Ireland)  
[www.iadt.ie](http://www.iadt.ie) (Inst. of Art Design & Technology, Dun Laoghaire)  
[www.ncad.ie](http://www.ncad.ie) (National College of Art and Design)  
[www.dcu.ie](http://www.dcu.ie) (Dublin City University)  
[www.ncirl.ie](http://www.ncirl.ie) (National College of Ireland)  
[www.allhallows.ie](http://www.allhallows.ie) (All Hallows College, Drumcondra)  
[www.mie.ie](http://www.mie.ie) (Marino Institute of Education, Griffith Avenue)  
[www.cice.ie](http://www.cice.ie) (Church of Ireland Coll. of Education, Rathmines)  
[www.carlowcollege.ie](http://www.carlowcollege.ie) (Carlow College, St. Patrick's)  
**[www.tus.ie](http://www.tus.ie) (Technological University Shannon)**  
**[www.setu.ie](http://www.setu.ie) (South East Technological University)**

#### Connacht

[www.nuigalway.ie](http://www.nuigalway.ie) (National University of Ireland, Galway)  
[www.stangelas.nuigalway.ie](http://www.stangelas.nuigalway.ie) (St. Angela's College Sligo)  
**[www.atu.ie](http://www.atu.ie) (Atlantic Technological University)**

#### Munster


[www.ucc.ie](http://www.ucc.ie) (University College, Cork)  
[www.ul.ie](http://www.ul.ie) (University of Limerick)  
**[www.tus.ie](http://www.tus.ie) (Technological University Shannon)**  
[www.mic.ul.ie](http://www.mic.ul.ie) (Mary Immaculate College, Limerick)  
[www.shannoncollege.com](http://www.shannoncollege.com) (Shannon College of Hotel Management)  
[www.stpats.ie](http://www.stpats.ie) (St. Patrick's College, Tipperary)  
**[www.mtu.ie](http://www.mtu.ie) (Munster Technological University)**

#### Ulster

**[www.atu.ie](http://www.atu.ie) (Athlantic Technological University)**

#### Others

[www.qualifax.ie](http://www.qualifax.ie) (Course search site)  
[www.careersportal.ie](http://www.careersportal.ie) (Careers site)  
[www.cao.ie](http://www.cao.ie) (Central applications office)  
[www.education.ie](http://www.education.ie) (Department of Education)  
[www.examinations.ie](http://www.examinations.ie) (State Exams Commission)  
[www.accesscollege.ie](http://www.accesscollege.ie) (The HEAR & DARE scheme)  
[www.studentfinance.ie](http://www.studentfinance.ie) (Grants and Scholarships)  
[www.fetchcourses.ie](http://www.fetchcourses.ie) (Further Education and Training Course Hub)  
[www.solas.ie](http://www.solas.ie) (Further Education and Training Authority)  
[www.apprenticeship.ie](http://www.apprenticeship.ie) (Apprenticeships)  
[www.garda.ie](http://www.garda.ie) (Careers in An Garda Síochána)  
[www.military.ie](http://www.military.ie) (Careers in the Army, Navy, Air Corp)  
[www.ecollege.ie](http://www.ecollege.ie) (Free courses available to jobseekers)




## TEACHER'S INSTRUCTION SHEET (CONTINUED)

### Template 1: ID Cards

Name: \_\_\_\_\_

Course: \_\_\_\_\_

ID Number: \_\_\_\_\_




1234567890

Name: \_\_\_\_\_

Course: \_\_\_\_\_

ID Number: \_\_\_\_\_




1234567890

Name: \_\_\_\_\_

Course: \_\_\_\_\_

ID Number: \_\_\_\_\_




1234567890

Name: \_\_\_\_\_

Course: \_\_\_\_\_

ID Number: \_\_\_\_\_




1234567890

Name: \_\_\_\_\_

Course: \_\_\_\_\_

ID Number: \_\_\_\_\_




1234567890

Name: \_\_\_\_\_

Course: \_\_\_\_\_

ID Number: \_\_\_\_\_




1234567890

Name: \_\_\_\_\_

Course: \_\_\_\_\_

ID Number: \_\_\_\_\_




1234567890

Name: \_\_\_\_\_

Course: \_\_\_\_\_

ID Number: \_\_\_\_\_



1234567890